

Destination AAO 2015

GET READY FOR LAS VEGAS : PART 6 OF 6

TIPS AND TOOLS

■ Find It Fast: 4 Spots for Program Information

Discover courses and sessions of interest to you by searching the program with the following resources.

Mobile Meeting Guide. All meeting and course information is at your fingertips with this easy-to-use app—it can be viewed on any Web-enabled device. Visit www.aao.org/mobile.

Meeting Guide. This condensed handbook for AAO 2015 and all 6 Subspecialty Day meetings is sent with registration materials (if you registered before Sept. 23). You can also find it at www.aao.org/2015.

Program search. Full course listings and abstracts are available through the online program search. Use the menus to search by topic, event type, or special interest, or search for a specific presenter/author, keyword, or event number. Visit www.aao.org/programsearch.

The IT Enthusiast's Guide to AAO 2015. For a list of information technology-related events, see page 14 of *Do More With Your EHR*, a 16-page supplement that accompanies this month's *EyeNet*.

■ Relax at the Rest Stops

Take a break, meet colleagues, and access free Wi-Fi at the Rest Stops in Hall A. At Booth 165, also enjoy a complimentary seated massage or use


■ 3 WAYS TO FIND EXHIBITORS EASILY.

Use these tools to navigate the world's largest ophthalmic exhibition.

Virtual Exhibition. Go to www.aao.org/virtualexhibition and click on "My Expo" to open an account. You'll need to enter your email address and create a password. Search by company name, booth number, product categories, medical subspecialties, common equipment terms, and basic ophthalmic conditions. Print your personalized list of exhibitors to save time in the exhibit hall.

Exhibitor Locator (Hall B, Booth 2612). If you don't have time to explore the Virtual Exhibition before you leave for Las Vegas, visit the Exhibitor Locator near the entrance to the exhibition. Computers are available to access the Virtual Exhibition, and staff can assist you.

EyeNet's Guide to Academy Exhibitors. Found in your registration bag and available at the Academy Resource Center (Hall B, Booth 2632), this handy reference is a printed list of exhibitors and their booth number at AAO 2015.



a computer to access the Internet. And at Booth 1172, recharge your mobile device or visit the Tech Bar.

■ **Get Tech Help From the Pros**
Stop by the Tech Bar, where knowl-

edgeable IT staff can answer your technology-related questions.

The Tech Bar is located conveniently in the Rest Stop in Hall A, Booth 1172.

MEETING NEWS

■ Read *Academy News*

Look for the *Academy News* tabloids in 3 locations: in the Grand Foyer outside Venetian Ballroom D, at the top of the escalator from Level 1 near Venetian Ballroom GH, and in the Resource Center (Hall B, Booth 2632).

Friday edition. The Subspecialty Day program directors recommend presentations to attend on both Friday and Saturday. A 4-page at-a-glance guide to EHR products helps you shop in the exhibit hall. An IRIS Registry



119
Tips
and Tools

119
Meeting
News

120
Program

121
Hall
Highlights

122
Floor
Plan

AAO[®] 2015
November 14–17

article tells how to report PQRS without an EHR. And previews of the honorary lectures and a sneak peek at the Museum of Vision's exhibit are also featured.




Sunday edition. Pick up the second edition for an interview with the 2015 Laureate, Bruce E. Spivey, MD. Read about the Best of Show videos. Other

highlights include a shopper's guide to imaging devices, profiles of the Guests of Honor, and a guide to advocacy.

■ Check Your Email for *Academy Live*

For concise summaries of each day's clinical highlights, read *Academy Live*—a brief bulletin emailed in the

■ **SCIENTIFIC POSTERS.** Attend a scientific poster tour led by your mentors and colleagues on Sunday, Nov. 15, and Monday, Nov. 16, 12:30-1:00 p.m. Gather at the "Meeting Point" at Level 1, Hall G. For a list of posters, visit www.aao.org.



www.aao.org/programsearch. You can filter by presenter, topic, or keyword. You can also explore AAO 2015 and Refractive Surgery Subspecialty Day posters—as well as watch surgical videos—through the Mobile Meeting Guide at www.aao.org/mobile starting Nov. 14.

evening to all Academy members and AAO 2015 registrants. *Academy Live* is reported from Friday through Monday in Las Vegas and allows ophthalmolo-

gists at the convention and at home to stay on top of news from Subspecialty Day and AAO 2015. *Academy Live* is also posted on www.eyenet.org.

PROGRAM

■ Receive Evaluation Forms by Email

Scan your badge at each AAO 2015 session that you attend to receive an email at the end of the day with a link to an evaluation. If you missed your chance to be scanned, go to the Evaluation Help Desk at Ticket Sales, Level 1, Hall G. Badge scanning is not necessary to provide your evaluations for Subspecialty Day meetings, Saturday's AAOE coding sessions, or ticketed events—the evaluation link will automatically be sent to those who purchase tickets.

Scanning your badge does not automatically grant CME. You will still need to record your own educational activities at a CME Reporting station or online after the meeting.

You can also fill out evaluations online using the Mobile Meeting Guide at www.aao.org/mobile.


■ Be Sure to Claim CME

The Academy is accredited by the Accreditation Council for Continuing Medical Education to provide continuing medical education for physicians.

The Academy designates this live activity for a maximum of 33 AMA PRA Category 1 Credits. Physicians should claim only the credit commensurate with the extent of their participation in the activity. Those whose attendance has been verified at AAO 2015 can claim their continuing medical education (CME) credit onsite or online after the meeting. Registrants will receive an email on Monday, Nov. 16, with the link and instructions on how to claim credit.

For more information, visit www.aao.org/annual-meeting/cme.

■ Earn Self-Assessment Credits

The 2015 Glaucoma, Neuro-Ophthalmology, and Refractive Surgery Subspecialty Day meetings, as well as courses in AAO 2015 (maximum of 12 hours), have been preapproved for self-assessment credit. These are designated within the AAO 2015 online program search and the Mobile Meeting Guide with an "SA" symbol ().

These activities meet the Self-Assessment CME requirements defined by the American Board of Ophthalmology (ABO). Please be advised that



CLAIM YOUR CME CREDITS. Onsite you may report credits earned during Subspecialty Day and/or AAO 2015 at a designated CME Credit Reporting booth.

the ABO is not an accrediting body for purposes of any CME program. ABO does not sponsor this or any outside activity, and ABO does not endorse any particular CME activity. Credit designated as "self-assessment" is AMA PRA Category 1 Credit and is also preapproved by the ABO for the Maintenance of Certification Part II CME requirements.

For more information on the ABO Self-Assessment CME Maintenance of Certification, visit <http://abop.org/maintain-certification/part-2-lifelong-learning-self-assessment/cme/>.

■ Can't Attend AAO 2015? Check Out the Virtual Meeting

The AAO 2015 Virtual Meeting allows you to see live-streaming presentations and share comments online with colleagues. There will be approximately 20 hours of programming streamed live and then archived on the Virtual

Meeting site. Featured sessions include the Opening Session, Spotlight on Anterior Segment Emergencies, and the Great Debate: Retina. (Note: The AAO 2015 Virtual Meeting is not eligible for CME credit.)

To sign up, visit www.aao.org/virtual-meeting.

HALL HIGHLIGHTS

■ Visit the Academy Resource Center

The Academy Resource Center is located in Hall B, Booth 2632. Visit the booth to get answers to your Academy-related questions, claim CME credit, pay dues, participate in special promotions/events, and learn more about your membership benefits. Get a 10% discount when you purchase Academy products at the Resource Center—no minimum purchase required.

■ Stop by The Electronic Office

The Electronic Office is located in Hall C, Booth 4472. Learn about available incentives for demonstrating meaningful use and interoperability with EHR systems. The following companies are participating in The Electronic Office: Carl Zeiss Meditec, EyeMD, First Insight, ifa systems, Medflow, and Medical Communications.

■ EyeCare America's 30th Anniversary

EyeCare America (ECA), the largest public service program in American medicine, has helped more than 1.8 million people receive eye care since its inception in 1985. This year, it received the President's Volunteer Service Award with a note from President Obama.

A reception. To celebrate 30 years of service, ECA will honor its volunteers. Invitations were sent to all ECA volunteers for an exclusive volunteer reception on Sunday, 3:00-5:00 p.m., at the Museum of Vision exhibit (Hall B, Booth 3436)—use the invitation as your ticket for entry. Those who cannot attend in person will receive an anniversary gift and a President's

Volunteer Service Award certificate in the mail.

To enroll as a volunteer, visit www.aao.org/ecavolunteer or go to the ECA desk at the Academy Resource Center.

■ Network

The Mobile Meeting Guide (www.aao.org/mobile) helps attendees connect with each other, and with session presenters, during the meeting through a new interactive community feature. You can also connect with colleagues face to face in specific meeting areas, including:

- AAOE Member Lounge (Level 1)
- YO Lounge (Room 102)
- SO Lounge (Room 103)
- International Lounge (Level 2)
- Volunteer Lounge (Titian 2301)
- Academy Resource Center (Hall B, Booth 2632)
- Rest Stops (Hall A, Booths 165 and 1172)
- Story Wall (Level 2)

■ Speaker Ready Room and Volunteer Lounge

This year, the Speaker Ready Room (Titian 2302) is located next to the Volunteer Lounge (Titian 2301). The rooms will be open to each other.

Volunteer Lounge. This area is reserved for Board of Trustee members, AAO 2015 program participants, Sub-specialty Day faculty, Council Representatives, and committee members.

Speaker Ready Room. This room is for presenters to test their presentations. You can also upload presentations to the Presentation Management system for presentations in networked session rooms. AV professionals will be available for assistance.

(Continued on page 122)

EyeNet Corporate Lunches

Saturday, Nov. 14

Diabetic Eye Disease: Diagnosis and Management Strategies for Patients

Supported by Regeneron

Sunday, Nov. 15

The Oculus Pentacam for Cataract Surgery and IOL Calculations

Supported by Oculus

Monday, Nov. 16

DNA Testing for Kerato-refractive Surgery Safety

Supported by Avellino Lab USA

Venetian Ballroom C
Sands Expo/Venetian

Registration and Lunch
12:15-12:45 p.m.

Program
12:45-1:45 p.m.

**PREREGISTRATION
IS REQUIRED.**

**[www.aao.org/
eyenet/
corporate-
lunches](http://www.aao.org/eyenet/corporate-lunches)**

** These programs are non-CME and are developed independently by industry. They are not affiliated with the official program of AAO 2015 or Sub-specialty Day. By attending a lunch, you may be subject to reporting under the Physician Payment Sunshine Act.*

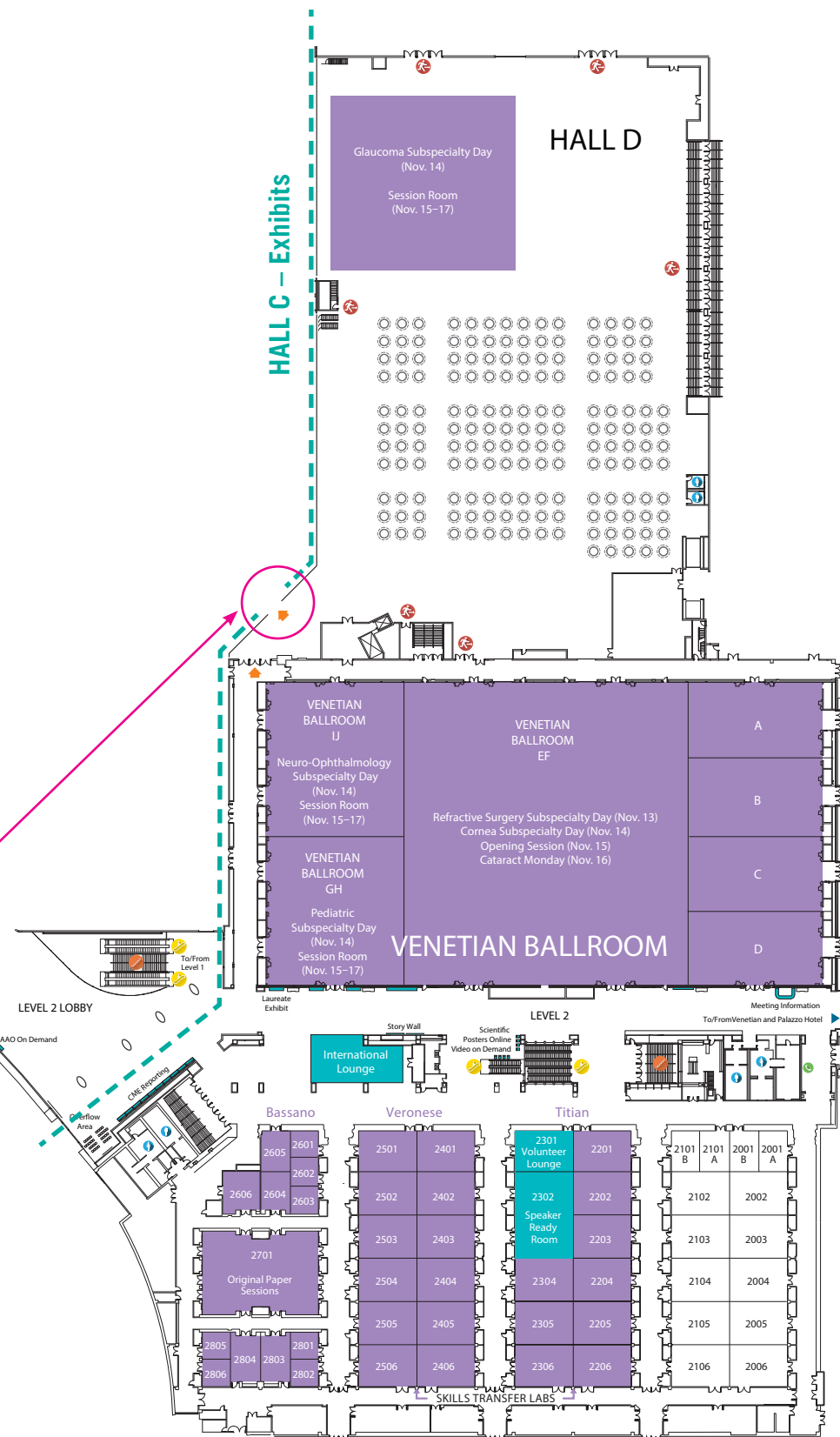
AAO 2015 FLOOR PLAN: SANDS EXPO/VENETIAN

The Exhibition takes place Nov. 14-17 in the Sands Expo Center, Level 2, Halls A, B, and C. Courses and sessions will take place in the Venetian,

Levels 1, 2, and 3 and in the Palazzo Ballroom on Level 5, as well as Sands Expo Hall D. The floor plan below shows the Sands Expo Center, Level 2,

Halls A, B, C, and D, and the Venetian Level 2. More floor plans can be found at www.aao.org/annual-meeting/exhibitor/general-information.





Exhibition Hours

Saturday, Nov. 14: 9:00 a.m.-5:00 p.m.
Sunday, Nov. 15: 9:00 a.m.-5:00 p.m.
Monday, Nov. 16: 9:00 a.m.-5:00 p.m.
Tuesday, Nov. 17: 9:00 a.m.-1:00 p.m.

New! Check out the Exhibitor Pavilion, shown on page 122 and highlighted in green. These booths are all brand-new exhibitors, grouped together at one end of the exhibit hall for your convenience.



Subspecialty Day Locations and Hours

Subspecialty Day takes place Friday, Nov. 13, and Saturday, Nov. 14.

Cornea: Venetian Ballroom EF
Saturday, 8:00 a.m.-5:31 p.m.

Glaucoma: Level 2, Hall D
Saturday, 8:00 a.m.-5:07 p.m.

Neuro-Ophthalmology: Venetian Ballroom IJ
Saturday, 8:00 a.m.-4:57 p.m.

Pediatric Ophthalmology: Venetian Ballroom GH
Saturday, 8:00 a.m.-5:17 p.m.

Refractive Surgery: Venetian Ballroom EF
Friday, 8:00 a.m.-5:15 p.m.

Retina: Palazzo Ballroom, Level 5 of the Venetian (not shown)
Friday, 8:00 a.m.-5:33 p.m.
Saturday, 8:00 a.m.-4:56 p.m.