

This e-mail is a service offered to you as an Academy member.


[View this newsletter on your handheld device](#)



January 2011

**In This Issue:**

- [Diagnose This! Quiz](#)
- [Important Announcement about Compass](#)
- [New Course on the ONE Network](#)
- [AAO e-Catalog](#)
- [Now on the Global ONE](#)

 [Twitter: Follow AAO](#)

**Quick Links**

- [ONE Network](#)
- [EyeNet Online](#)
- [International Center](#)
- [Member Services](#)
- [Login Help](#)

**LETTER FROM THE AAO**

Greetings and best wishes to everyone in 2011.



The AAO is beginning the new year with [a new course](#) on the Ophthalmic News and Education (ONE™) Network and an important announcement about

[Compass: Clinically Relevant Review for Practicing Ophthalmologists](#).

I am also pleased to announce the 2010 Joint Meeting international attendance. More than 5,100 physicians from outside of the United States attended the annual meeting this past year in Chicago.

We hope that even more of our international members will join us in [Orlando in 2011](#).

Sincerely,

Ronald E. Smith, MD  
Secretary, Global Alliances

[Back To Top](#)

**DIAGNOSE THIS! QUIZ**



A 2-year-old boy presents with emesis, weight loss, and decreased appetite of two weeks' duration. The child has a history of retinoblastoma that required enucleation of the right eye and radiation of the left eye.

[Diagnose This!](#)

---

## IMPORTANT ANNOUNCEMENT ABOUT COMPASS™

*Compass* will be removed from the ONE Network on 14 February

To provide you with the most up-to-date information and educational tools, a new online product will replace *Compass: Clinically Relevant Review for Practicing Ophthalmologists*. *Compass* will be replaced by the *Practicing Ophthalmologists Learning System*.

**If you have notations in *Compass* that you would like to keep, copy and save them to your personal files before 14 February.**

How to access bookmarks, highlights and notes saved in your *Compass* outline:

1. [Log in to Compass](#).
2. Select "My Notebook" in the left-side navigation.
3. Choose a subspecialty.\*
4. Select the section in which you have input content (Bookmarks, Highlights and/or Notes).
5. Select "Review Outline."
6. Select the content you would like to save.
7. Save your content, by printing a hard copy or saving to a PDF.

**\*NOTE:** If you have content in multiple subspecialties, you will need to repeat steps 3 through 7 for each subspecialty.

For additional help, contact Customer Service at [customer\\_service@ao.org](mailto:customer_service@ao.org) or +1 415.561.8540.

---

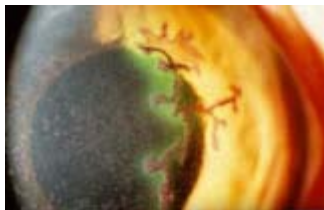
## NEW COURSE ON THE ONE NETWORK

Diagnosis and management of herpes simplex keratitis

### Did you know?

The ONE Network hosts 29 free online, interactive courses. Be prepared for the challenges of today's practice by taking advantage of these courses. Topics cover a variety of clinical and practice management areas.

### New course: Herpes Simplex Virus: Diagnosis and Management



HSV keratitis, the most common infectious cause of corneal blindness in the industrialized world, can mimic other infectious and noninfectious causes of keratitis, and each manifestation calls for different treatment approaches. This course introduces basic concepts in viral pathogenesis and addresses diagnostic and therapeutic dilemmas in HSV


keratitis management.

[Take this course](#)

[Browse all courses on the ONE Network](#)

## AAO E-CATALOG

Use the AAO e-catalog to browse, search and buy



Learn about the AAO's many educational products, resources and member benefits available to you. The electronic format offers helpful links to the AAO website, where you can access educational materials and resources or buy products.

Members receive a 30 percent discount on AAO products. Additionally, there is no shipping charge for CD-ROM or DVD purchases.

### [Browse the e-catalog](#)

The e-catalog can now be viewed on iPad, iPhone or Android, and includes features such as search and share.

## NOW ON THE GLOBAL ONE

Access journal highlights from around the world

### Did you know?

The ONE Network is currently expanding to include clinical information from around the world. The Global ONE section features content that reflects regional ophthalmic practice or is created in languages other than English. In addition, it features highlights from journals around the world.

The content included in the Global ONE section is identified and managed by the [Global ONE Advisory Board](#).

### Featured global content

- **Academy Summary Benchmarks available in Spanish**  
Browse by topic or download the full text document. [Resumen de los Puntos de Referencia para las Guías de Patrones de Práctica Preferidos](#)
- **Video: [Glued IOL Reloaded](#)**  
This video from Amar Agarwal, MBBS, and colleagues demonstrates the nuances of the glued IOL technique and the mechanics of the glued IOL positioned in the eye.
- **Ophthalmic Pathology with Clinical Correlation**  
This series of interactive video/slideshows from Ihab Saad Othman, MD, FRCS, simplifies and highlights the pathogenesis of conjunctival melanoma, retinoblastoma and rhegmatogenous retinal detachment.

[Visit the Global ONE](#)



**American Academy of Ophthalmology**

655 Beach Street | San Francisco, CA 94109 USA

Member Services: +1-415-561-8581 | International Relations: +1-415-447-0398

E-mail: [international@aao.org](mailto:international@aao.org) | Web Site: [www.aao.org/international](http://www.aao.org/international)

---

[EyeSmart](#) | [ONE Network](#) | [Annual Meeting](#) | [Academy Store](#)

[Member Services](#) | [AAOE: Practice Management](#)



Print this e-mail only if necessary.