

# Glaucoma Quick Reference Guide

<b>H40.00</b> Preglaucoma, unspecified	<b>H40.001</b> Right eye <b>H40.002</b> Left eye <b>H40.003</b> Bilateral	Excludes1 Absolute glaucoma <b>H44.51-</b> Congenital glaucoma <b>Q15.0</b> Traumatic glaucoma due to birth injury <b>P15.3</b>
<b>H40.01</b> Open angle with borderline findings, low risk (1–2 risk factors) Open angle, low risk	<b>H40.011</b> Right eye <b>H40.012</b> Left eye <b>H40.013</b> Bilateral	Excludes1 Absolute glaucoma <b>H44.510-</b> Congenital glaucoma <b>Q15.0</b> Traumatic glaucoma due to birth injury <b>P15.3</b>
<b>H40.02</b> Open angle with borderline findings, high risk (3 or more risk factors)	<b>H40.021</b> Right eye <b>H40.022</b> Left eye <b>H40.023</b> Bilateral	Excludes1 Absolute glaucoma <b>H44.510-</b> Congenital glaucoma <b>Q15.0</b> Traumatic glaucoma due to birth injury <b>P15.3</b>
<b>H40.03</b> Anatomical narrow angle Primary angle closure suspect	<b>H40.031</b> Right eye <b>H40.032</b> Left eye <b>H40.033</b> Bilateral	Excludes1 Absolute glaucoma <b>H44.510-</b> Congenital glaucoma <b>Q15.0</b> Traumatic glaucoma due to birth injury <b>P15.3</b>
<b>H40.04</b> Steroid responder	<b>H40.041</b> Right eye <b>H40.042</b> Left eye <b>H40.043</b> Bilateral	Excludes1 Absolute glaucoma <b>H44.510-</b> Congenital glaucoma <b>Q15.0</b> Traumatic glaucoma due to birth injury <b>P15.3</b>
<b>H40.05</b> Ocular hypertension	<b>H40.051</b> Right eye <b>H40.052</b> Left eye <b>H40.053</b> Bilateral	Excludes1 Absolute glaucoma <b>H44.510-</b> Congenital glaucoma <b>Q15.0</b> Traumatic glaucoma due to birth injury <b>P15.3</b>
<b>H40.06</b> Primary angle closure without glaucoma damage (PAS or high IOP with no optic nerve or VF loss)	<b>H40.061</b> Right eye <b>H40.062</b> Left eye <b>H40.063</b> Bilateral	Excludes1 Absolute glaucoma <b>H44.510-</b> Congenital glaucoma <b>Q15.0</b> Traumatic glaucoma due to birth injury <b>P15.3</b>
<b>Staging Codes</b> <b>Note: If code includes eye indicator, then Stage each eye.</b> <b>If no eye indicator, code for the Stage of the most severely affected eye.</b>		<b>0</b> -Stage unspecified <b>1</b> -Mild stage <b>2</b> -Moderate stage <b>3</b> -Severe stage <b>4</b> -Indeterminate stage
<b>H40.10</b> Unspecified open-angle glaucoma	No eye indicators Example: <b>H40.10X2</b> = Moderate stage in most severely affected eye.	Excludes1 applies as above. Requires X as a place holder in 6th position _Add staging codes in 7th position (Stage for most severely affected eye)
<b>H40.11</b> Primary open-angle glaucoma Chronic simple glaucoma	No eye indicators Example: <b>H40.11X3</b> = Severe stage in most severely affected eye.	Excludes1 applies as above. Requires X as a place holder in 6th position _Add staging codes in 7th position (Stage for most severely affected eye)
<b>H40.12</b> Low-tension glaucoma	<b>H40.121_</b> Right eye <b>H40.122_</b> Left eye <b>H40.123_</b> Bilateral	Excludes1 applies as above. _Add staging codes in 7th position
<b>H40.13</b> Pigmentary glaucoma	<b>H40.131_</b> Right eye <b>H40.132_</b> Left eye <b>H40.133_</b> Bilateral	Excludes1 applies as above. _Add staging codes in 7th position
<b>H40.14</b> Capsular glaucoma with pseudo-exfoliation of lens	<b>H40.141_</b> Right eye <b>H40.142_</b> Left eye <b>H40.143_</b> Bilateral	Excludes1 applies as above. _Add staging codes in 7th position
<b>H40.15</b> Residual stage of open-angle glaucoma	<b>H40.151</b> Right eye <b>H40.152</b> Left eye <b>H40.153</b> Bilateral	Excludes1 applies as above. Staging codes <b>not</b> indicated
<b>H40.20</b> Unspecified primary angle-closure glaucoma	No eye indicators Example: <b>H40.20X1</b> = Mild stage in most severely affected eye.	Excludes1 as above plus: Aqueous misdirection <b>H40.83-</b> Malignant glaucoma <b>H40.83-</b> Requires X as a place holder in 6th position _Add staging codes in 7th position (stage most severely affected eye)

# GLAUCOMA QUICK REFERENCE GUIDE *(continued)*

<b>H40.21</b> Acute angle-closure glaucoma attack	<b>H40.211</b> Right eye <b>H40.212</b> Left eye <b>H40.213</b> Bilateral	Excludes1 as above plus: Aqueous misdirection <b>H40.83</b> - Malignant glaucoma <b>H40.83</b> - Staging codes <b>not</b> indicated
<b>H40.22</b> Chronic angle-closure glaucoma	<b>H40.221</b> _ Right eye <b>H40.222</b> _ Left eye <b>H40.223</b> _ Bilateral	Excludes1 as above plus: Aqueous misdirection <b>H40.83</b> - Malignant glaucoma <b>H40.83</b> - _Add staging codes in 7th position
<b>H40.23</b> Intermittent angle-closure glaucoma	<b>H40.231</b> Right eye <b>H40.232</b> Left eye <b>H40.233</b> Bilateral	Excludes1 as above plus: Aqueous misdirection <b>H40.83</b> - Malignant glaucoma <b>H40.83</b> - Staging codes <b>not</b> indicated
<b>H40.24</b> Residual stage of angle-closure glaucoma	<b>H40.241</b> Right eye <b>H40.242</b> Left eye <b>H40.243</b> Bilateral	Excludes1 as above plus: Aqueous misdirection <b>H40.83</b> - Malignant glaucoma <b>H40.83</b> - Staging codes <b>not</b> indicated
<b>H40.3</b> Glaucoma secondary to eye trauma Underlying condition, refer to Trauma chapter <b>S05</b> -	<b>H40.31X</b> _ Right eye <b>H40.32X</b> _ Left eye <b>H40.33X</b> _ Bilateral Example: <b>H40.31X3</b> = right eye, severe stage	Excludes1 for <b>H40</b> Code also underlying condition Requires X as a place holder in 6th position _Add staging codes in 7th position
<b>H40.4</b> Glaucoma secondary to eye inflammation Underlying condition, refer to Iridocyclitis Chapter <b>H20</b> -	<b>H40.41X</b> _ Right eye <b>H40.42X</b> _ Left eye <b>H40.43X</b> _ Bilateral Example: <b>H40.43X2</b> = both eyes, moderate stage	Excludes1 for <b>H40</b> Code also underlying condition Requires X as a place holder in 6th position _Add staging codes in 7th position
<b>H40.5</b> Glaucoma secondary to other eye disorders Underlying conditions, refer to: <b>H34</b> - Retinal vascular occlusions <b>E10.39</b> Diabetes Type 1 complicated <b>E11.39</b> Diabetes Type 2 complicated <b>H25, 26, 27, 28</b> - Disorders of lens <b>T85.2</b> - Disorders of IOL <b>H59.89</b> Disorders after other ocular sx <b>D31</b> - Neoplasms, benign <b>C69</b> - Neoplasms, malignant	<b>H40.51X</b> _ Right eye <b>H40.52X</b> _ Left eye <b>H40.53X</b> _ Bilateral	Excludes1 for <b>H40</b> Code also underlying eye disorder Requires X as a place holder in 6th position _Add staging codes in 7th position
<b>H40.6</b> Glaucoma secondary to drugs Additional codes for drugs: <b>T49.5x5(ADS)</b> Topical steroids <b>T38.0X5(ADS)</b> Systemic steroids <b>T43.3X5(ADS)</b> Psychotropic drugs	<b>H40.61X</b> _ Right eye <b>H40.62X</b> _ Left eye <b>H40.63X</b> _ Bilateral	Excludes1 for <b>H40</b> Use additional code for adverse effect, if applicable, to identify drug <b>(T36-T50)</b> Requires X as a place holder in 6th position _Add staging codes in 7th position
<b>H40.81</b> Glaucoma with increased episcleral venous pressure	<b>H40.811</b> Right eye <b>H40.812</b> Left eye <b>H40.813</b> Bilateral	Excludes1 for <b>H40</b> Staging codes <b>not</b> required
<b>H40.82</b> Hypersecretion glaucoma	<b>H40.821</b> Right eye <b>H40.822</b> Left eye <b>H40.823</b> Bilateral	Excludes1 for <b>H40</b> Staging codes <b>not</b> required
<b>H40.83</b> Aqueous misdirection Malignant glaucoma	<b>H40.831</b> Right eye <b>H40.832</b> Left eye <b>H40.833</b> Bilateral	Excludes1 for <b>H40</b> Staging codes <b>not</b> required
<b>H42</b> Glaucoma in diseases classified elsewhere	No eye indicators	Code first underlying condition: Amyloidosis <b>E85</b> - Aniridia <b>Q13.1</b> Lowe's syndrome <b>E72.03</b> Reiger's anomaly <b>Q13.81</b> Specified metabolic disorder <b>E70-E88</b> Excludes1 Glaucoma in: Diabetes mellitus <b>E08.39, E09.39, E10.39, E11.39, E13.39</b> Onchocerciasis <b>B73.02</b> Syphilis <b>A52.71</b> Tuberculous <b>A18.59</b>

# GLAUCOMA QUICK REFERENCE GUIDE (continued)

<b>H21.82</b> Plateau iris syndrome (post-iridectomy) (postprocedural)	No eye indicators	Staging codes <b>not</b> required
<b>Q15.0</b> Congenital glaucoma <i>Axenfeld's anomaly</i> <i>Buphthalmos</i> <i>Glaucoma of childhood</i> <i>Glaucoma of newborn</i> <i>Hydrophthalmos</i> <i>Keratoglobus, congenital, with glaucoma</i> <i>Macrocornea with glaucoma</i> <i>Macrophthalmos in congenital glaucoma</i> <i>Megalocornea with glaucoma</i>	No eye indicators	Excludes1 Congenital nystagmus ( <b>H55.1</b> ) Ocular albinism ( <b>E70.31-</b> ) Optic nerve hypoplasia ( <b>H47.03-</b> ) Retinitis pigmentosa ( <b>H35.52</b> )
<b>H44.51</b> Absolute glaucoma	<b>H44.511</b> Right eye <b>H44.512</b> Left eye <b>H44.513</b> Bilateral	
<b>T81.31</b> Wound dehiscence	No eye indicators <b>T81.31X (ADS)</b>	Use additional code to identify specified condition resulting from the complication.  In 7th digit use alpha character, one time only for each: <b>A</b> (initial encounter) <b>D</b> (subsequent encounter) <b>S</b> (sequela)
<b>T81.83</b> Persistent postprocedure fistula	No eye indicators <b>T81.83X (ADS)</b>	In 7th digit use alpha character, one time only for each: <b>A</b> (initial encounter) <b>D</b> (subsequent encounter) <b>S</b> (sequela)
<b>H59.40</b> Inflammation infection of postprocedural bleb	No eye indicators <b>H59.41</b> Stage 1 (blebitis only) <b>H59.42</b> Stage 2 (blebitis + anterior chamber reaction) <b>H59.43</b> Stage 3 (bleb associated endophthalmitis)	
<b>H44.42</b> Hypotony due to ocular fistula	<b>H44.421</b> right eye <b>H44.422</b> left eye <b>H44.423</b> bilateral	
<b>H44.41</b> Flat anterior chamber hypotony of eye	<b>H44.411</b> right eye <b>H44.412</b> left eye <b>H44.413</b> bilateral	
<b>T85.39</b> Other mechanical complication of other ocular prosthetic devices, implants, and grafts	<b>T85.390</b> right orbit <b>T85.391</b> left orbit <b>T85.398</b> other complication	In 7th digit use alpha character, one time only for each: <b>A</b> (initial encounter) <b>D</b> (subsequent encounter) <b>S</b> (sequela)
<b>T49.5X5</b> Adverse effect of ophthalmological drugs and preparations	<b>T49.5X5 (ADS)</b>	In 7th digit use alpha character, one time only for each: <b>A</b> (initial encounter) <b>D</b> (subsequent encounter) <b>S</b> (sequela)
<b>H10.01</b> Acute follicular conjunctivitis	<b>H10.011</b> right eye <b>H10.012</b> left eye <b>H10.013</b> bilateral	
<b>T50.2X5</b> Adverse effect of carbonic anhydrase inhibitors	<b>T50.2X5 (ADS)</b>	In 7th digit use alpha character, one time only for each: <b>A</b> (initial encounter) <b>D</b> (subsequent encounter) <b>S</b> (sequela)
<b>T49.5X6</b> Adverse effect of . . . Underdosing of ophthalmological drugs and preparations	<b>T49.5X6 (ADS)</b>	In 7th digit use alpha character, one time only for each: <b>A</b> (initial encounter) <b>D</b> (subsequent encounter) <b>S</b> (sequela)

Disclaimer and Limitation of Liability: All information provided by the American Academy of Ophthalmology, its employees, agents, or representatives who participate in the Academy's coding and audit services is based on the information deemed to be as current and reliable as reasonably possible. The Academy does not provide legal or accounting services or advice, and you should seek legal and/or accounting advice if appropriate to your situation. Coding is a complicated process involving continually changing rules and the application of judgment to factual situations. The Academy does not guarantee or warrant that either public or private payers will agree with the Academy's information or recommendations. The Academy shall not be liable to you or any other party to any extent whatsoever for errors in, or omissions from any such information provided by the Academy, its employees, agents, or representatives. The Academy's sole liability for any claim connected to its provision of coding or audit information or services shall be limited to the amount paid by you by the Academy for the information, coding or audit service.

© American Glaucoma Society and American Academy of Ophthalmology


All rights reserved. No part of this publication may be reproduced, stored in a retrieval system or transmitted in any form or by any means, electronic, mechanical, photocopying, recording or otherwise, without prior written permission from the publisher.

# GLAUCOMA STAGE DEFINITIONS

## Mild or Early Stage Glaucoma

ICD-9 365.71; ICD-10 7th digit "1"


- Optic Nerve abnormalities consistent with glaucoma
- but NO visual field abnormalities on any visual field test
- OR abnormalities present only on short-wave-length automated perimetry or frequency doubling perimetry



## Moderate Stage Glaucoma

ICD-9 365.72; ICD-10 7th digit "2"


- Optic nerve abnormalities consistent with glaucoma
- AND glaucomatous visual field abnormalities in ONE hemifield and
- NOT within 5 degrees of fixation (note: 5 degrees = involvement of spots nearest fixation)



## Advanced, Late, Severe Stage

ICD-9 365.73; ICD-10 7th digit "3"

- Optic nerve abnormalities consistent with glaucoma
- AND glaucomatous visual field abnormalities in BOTH hemifields
- AND/OR loss within 5 degrees of fixation in at least one hemifield.



## Indeterminate Stage

ICD-9 365.74; ICD-10 7th digit "4"

- visual fields not performed yet,
- patient incapable of visual field testing,
- unreliable/uninterpretable visual field testing

## Unspecified

ICD-9 365.70; ICD-10 7th digit "0"

- Stage not recorded in chart
- Remember to document stage in record!

## For Billing Purposes in ICD-9

- Code the type of Glaucoma first.
- Code only one Staging Code to reflect the most severely affected eye.
- Staging Codes for Billing are only required as add-on codes to the most common types of glaucoma listed here:

- 365.10 Open-angle, unspecified
- 365.11 Primary OAG
- 365.12 Low-tension glaucoma, normal tension
- 365.13 Pigmentary glaucoma
- 365.20 Primary angle closure glaucoma, unspecified
- 365.23 Chronic or Primary Angle closure glaucoma
- 365.31 Steroid induced glaucoma
- 365.52 Pseudoexfoliation glaucoma
- 365.62 Glaucoma assoc w/ inflammation
- 365.63 Glaucoma assoc w/ vascular d/o
- 365.65 Glaucoma assoc w/ trauma

## ICD-10

For ICD10, not all glaucoma diagnoses require the use of Staging at the 7th digit.

For ICD10, in 2014 some glaucoma codes do not have a laterality digit.

These are the Codes in 2014 ICD10 that **do NOT have a laterality digit: Code the Stage for the most severely affected eye, if required in the 7th digit**

1. Primary open-angle glaucoma **H40.11-** (requires Stage digit)
2. Unspecified open-angle glaucoma **H40.10-** (requires Stage digit)
3. Unspecified primary angle-closure glaucoma **H40.20-** (Requires Stage digit)
4. Other specified glaucoma **H40.89** (Stage is not used)
5. Unspecified glaucoma **H40.9** (Stage is not used)