



Glaucoma Quick Reference Guide

H40.00 Preglaucoma, unspecified	H40.001 Right eye H40.002 Left eye H40.003 Bilateral	Excludes1 Absolute glaucoma H44.51- Congenital glaucoma Q15.0 Traumatic glaucoma due to birth injury P15.3
H40.01 Open angle with borderline findings, low risk (1-2 risk factors) Open angle, low risk	H40.011 Right eye H40.012 Left eye H40.013 Bilateral	Excludes1 Absolute glaucoma H44.510- Congenital glaucoma Q15.0 Traumatic glaucoma due to birth injury P15.3
H40.02 Open angle with borderline findings, high risk (3 or more risk factors)	H40.021 Right eye H40.022 Left eye H40.023 Bilateral	Excludes1 Absolute glaucoma H44.510- Congenital glaucoma Q15.0 Traumatic glaucoma due to birth injury P15.3
H40.03 Anatomical narrow angle Primary angle closure suspect	H40.031 Right eye H40.032 Left eye H40.033 Bilateral	Excludes1 Absolute glaucoma H44.510- Congenital glaucoma Q15.0 Traumatic glaucoma due to birth injury P15.3
H40.04 Steroid responder	H40.041 Right eye H40.042 Left eye H40.043 Bilateral	Excludes1 Absolute glaucoma H44.510- Congenital glaucoma Q15.0 Traumatic glaucoma due to birth injury P15.3
H40.05 Ocular hypertension	H40.051 Right eye H40.052 Left eye H40.053 Bilateral	Excludes1 Absolute glaucoma H44.510- Congenital glaucoma Q15.0 Traumatic glaucoma due to birth injury P15.3
H40.06 Primary angle closure without glaucoma damage (PAS or high IOP with no optic nerve or VF loss)	H40.061 Right eye H40.062 Left eye H40.063 Bilateral	Excludes1 Absolute glaucoma H44.510- Congenital glaucoma Q15.0 Traumatic glaucoma due to birth injury P15.3
Staging Codes Note: If code includes eye indicator, then Stage each eye. If no eye indicator, code for the Stage of the most severely affected eye.		0 -Stage unspecified 1 -Mild stage 2 -Moderate stage 3 -Severe stage 4 -Indeterminate stage
H40.10 Unspecified open-angle glaucoma	No eye indicators Example: H40.10X2 = Moderate stage in most severely affected eye.	Excludes1 applies as above. Requires X as a place holder in 6th position _Add staging codes in 7th position (Stage for most severely affected eye)
H40.11 Primary open-angle glaucoma Chronic simple glaucoma	H40.111_ Right eye H40.112_ Left eye H40.113_ Bilateral	Excludes1 applies as above. _Add staging codes in 7th position
H40.12 Low-tension glaucoma	H40.121_ Right eye H40.122_ Left eye H40.123_ Bilateral	Excludes1 applies as above. _Add staging codes in 7th position
H40.13 Pigmentary glaucoma	H40.131_ Right eye H40.132_ Left eye H40.133_ Bilateral	Excludes1 applies as above. _Add staging codes in 7th position
H40.14 Capsular glaucoma with pseudo-exfoliation of lens	H40.141_ Right eye H40.142_ Left eye H40.143_ Bilateral	Excludes1 applies as above. _Add staging codes in 7th position
H40.15 Residual stage of open-angle glaucoma	H40.151 Right eye H40.152 Left eye H40.153 Bilateral	Excludes1 applies as above. Staging codes not indicated
H40.20 Unspecified primary angle-closure glaucoma	No eye indicators Example: H40.20X1 = Mild stage in most severely affected eye.	Excludes1 as above plus: Aqueous misdirection H40.83- Malignant glaucoma H40.83- Requires X as a place holder in 6th position _Add staging codes in 7th position (stage most severely affected eye)



GLAUCOMA QUICK REFERENCE GUIDE *(continued)*

H40.21 Acute angle-closure glaucoma attack	H40.211 Right eye H40.212 Left eye H40.213 Bilateral	Excludes1 as above plus: Aqueous misdirection H40.83- Malignant glaucoma H40.83- Staging codes not indicated
H40.22 Chronic angle-closure glaucoma	H40.221_ Right eye H40.222_ Left eye H40.223_ Bilateral	Excludes1 as above plus: Aqueous misdirection H40.83- Malignant glaucoma H40.83- _Add staging codes in 7th position
H40.23 Intermittent angle-closure glaucoma	H40.231 Right eye H40.232 Left eye H40.233 Bilateral	Excludes1 as above plus: Aqueous misdirection H40.83- Malignant glaucoma H40.83- Staging codes not indicated
H40.24 Residual stage of angle-closure glaucoma	H40.241 Right eye H40.242 Left eye H40.243 Bilateral	Excludes1 as above plus: Aqueous misdirection H40.83- Malignant glaucoma H40.83- Staging codes not indicated
H40.3 Glaucoma secondary to eye trauma Underlying condition, refer to Trauma chapter S05-	H40.31X_ Right eye H40.32X_ Left eye H40.33X_ Bilateral Example: H40.31X3 = right eye, severe stage	Excludes1 for H40 Code also underlying condition Requires X as a place holder in 6th position _Add staging codes in 7th position
H40.4 Glaucoma secondary to eye inflammation Underlying condition, refer to Iridocyclitis Chapter H20-	H40.41X_ Right eye H40.42X_ Left eye H40.43X_ Bilateral Example: H40.43X2 = both eyes, moderate stage	Excludes1 for H40 Code also underlying condition Requires X as a place holder in 6th position _Add staging codes in 7th position
H40.5 Glaucoma secondary to other eye disorders Underlying conditions, refer to: H34- Retinal vascular occlusions E10.39 Diabetes Type 1 complicated E11.39 Diabetes Type 2 complicated H25, 26, 27, 28- Disorders of lens T85.2- Disorders of IOL H59.89 Disorders after other ocular sx D31- Neoplasms, benign C69- Neoplasms, malignant	H40.51X_ Right eye H40.52X_ Left eye H40.53X_ Bilateral	Excludes1 for H40 Code also underlying eye disorder Requires X as a place holder in 6th position _Add staging codes in 7th position
H40.6 Glaucoma secondary to drugs Additional codes for drugs: T49.5x5(ADS) Topical steroids T38.0x5(ADS) Systemic steroids T43.3x5(ADS) Psychotropic drugs	H40.61X_ Right eye H40.62X_ Left eye H40.63X_ Bilateral	Excludes1 for H40 Use additional code for adverse effect, if applicable, to identify drug (T36-T50) Requires X as a place holder in 6th position _Add staging codes in 7th position
H40.81 Glaucoma with increased episcleral venous pressure	H40.811 Right eye H40.812 Left eye H40.813 Bilateral	Excludes1 for H40 Staging codes not required
H40.82 Hypersecretion glaucoma	H40.821 Right eye H40.822 Left eye H40.823 Bilateral	Excludes1 for H40 Staging codes not required
H40.83 Aqueous misdirection Malignant glaucoma	H40.831 Right eye H40.832 Left eye H40.833 Bilateral	Excludes1 for H40 Staging codes not required
H42 Glaucoma in diseases classified elsewhere	No eye indicators	Code first underlying condition: Amyloidosis E85.- Aniridia Q13.1 Lowe's syndrome E72.03 Reiger's anomaly Q13.81 Specified metabolic disorder E70-E88 Excludes1 Glaucoma in: Diabetes mellitus E08.39, E09.39, E10.39, E11.39, E13.39 Onchocerciasis B73.02 Syphilis A52.71 Tuberculous A18.59



GLAUCOMA QUICK REFERENCE GUIDE *(continued)*

H21.82 Plateau iris syndrome (post-iridectomy) (postprocedural)	No eye indicators	Staging codes not required
Q15.0 Congenital glaucoma <i>Axenfeld's anomaly</i> <i>Buphthalmos</i> <i>Glaucoma of childhood</i> <i>Glaucoma of newborn</i> <i>Hydrophthalmos</i> <i>Keratoglobus, congenital, with glaucoma</i> <i>Macrocornea with glaucoma</i> <i>Macrophthalmos in congenital glaucoma</i> <i>Megalocornea with glaucoma</i>	No eye indicators	Excludes1 Congenital nystagmus (H55.1) Ocular albinism (E70.31-) Optic nerve hypoplasia (H47.03-) Retinitis pigmentosa (H35.52)
H44.51 Absolute glaucoma	H44.511 Right eye H44.512 Left eye H44.513 Bilateral	
T81.31 Wound dehiscence	No eye indicators T81.31X (ADS)	Use additional code to identify specified condition resulting from the complication. In 7th digit use alpha character, one time only for each: A (initial encounter) D (subsequent encounter) S (sequela)
T81.83 Persistent postprocedure fistula	No eye indicators T81.83X (ADS)	In 7th digit use alpha character, one time only for each: A (initial encounter) D (subsequent encounter) S (sequela)
H59.40 Inflammation infection of postprocedural bleb	No eye indicators H59.41 Stage 1 (blebitis only) H59.42 Stage 2 (blebitis + anterior chamber reaction) H59.43 Stage 3 (bleb associated endophthalmitis)	
H44.42 Hypotony due to ocular fistula	H44.421 right eye H44.422 left eye H44.423 bilateral	
H44.41 Flat anterior chamber hypotony of eye	H44.411 right eye H44.412 left eye H44.413 bilateral	
T85.39 Other mechanical complication of other ocular prosthetic devices, implants, and grafts	T85.390 right orbit T85.391 left orbit T85.398 other complication	In 7th digit use alpha character, one time only for each: A (initial encounter) D (subsequent encounter) S (sequela)
T49.5X5 Adverse effect of ophthalmological drugs and preparations	T49.5X5 (ADS)	In 7th digit use alpha character, one time only for each: A (initial encounter) D (subsequent encounter) S (sequela)
H10.01 Acute follicular conjunctivitis	H10.011 right eye H10.012 left eye H10.013 bilateral	
T50.2X5 Adverse effect of carbonic anhydrase inhibitors	T50.2X5 (ADS)	In 7th digit use alpha character, one time only for each: A (initial encounter) D (subsequent encounter) S (sequela)
T49.5X6 Adverse effect of . . . Underdosing of ophthalmological drugs and preparations	T49.5X6 (ADS)	In 7th digit use alpha character, one time only for each: A (initial encounter) D (subsequent encounter) S (sequela)

Disclaimer and Limitation of Liability: All information provided by the American Academy of Ophthalmology, its employees, agents, or representatives who participate in the Academy's coding and audit services is based on the information deemed to be as current and reliable as reasonably possible. The Academy does not provide legal or accounting services or advice, and you should seek legal and/or accounting advice if appropriate to your situation. Coding is a complicated process involving continually changing rules and the application of judgment to factual situations. The Academy does not guarantee or warrant that either public or private payers will agree with the Academy's information or recommendations. The Academy shall not be liable to you or any other party to any extent whatsoever for errors in, or omissions from any such information provided by the Academy, its employees, agents, or representatives. The Academy's sole liability for any claim connected to its provision of coding or audit information or services shall be limited to the amount paid by you by the Academy for the information, coding or audit service.

© 2016 American Glaucoma Society and American Academy of Ophthalmology

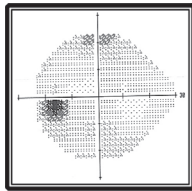
All rights reserved. No part of this publication may be reproduced, stored in a retrieval system or transmitted in any form or by any means, electronic, mechanical, photocopying, recording or otherwise, without prior written permission from the publisher.

GLAUCOMA STAGE DEFINITIONS

Mild or Early Stage Glaucoma

ICD-9 365.71; ICD-10 7th digit "1"

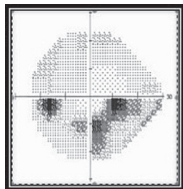
- Optic Nerve abnormalities consistent with glaucoma
- but NO visual field abnormalities on any visual field test
- OR abnormalities present only on short-wave-length automated perimetry or frequency doubling perimetry



Moderate Stage Glaucoma

ICD-9 365.72; ICD-10 7th digit "2"

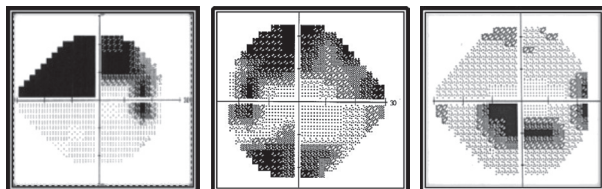
- Optic nerve abnormalities consistent with glaucoma
- AND glaucomatous visual field abnormalities in ONE hemifield and
- NOT within 5 degrees of fixation (note: 5 degrees = involvement of spots nearest fixation)



Advanced, Late, Severe Stage

ICD-9 365.73; ICD-10 7th digit "3"

- Optic nerve abnormalities consistent with glaucoma
- AND glaucomatous visual field abnormalities in BOTH hemifields
- AND/OR loss within 5 degrees of fixation in at least one hemifield.



Indeterminate Stage

ICD-9 365.74; ICD-10 7th digit "4"

- visual fields not performed yet,
- patient incapable of visual field testing,
- unreliable/uninterpretable visual field testing

Unspecified

ICD-9 365.70; ICD-10 7th digit "0"

- Stage not recorded in chart
- Remember to document stage in record!

For Billing Purposes in ICD-9

- Code the type of Glaucoma first.
- Code only one Staging Code to reflect the most severely affected eye.
- Staging Codes for Billing are only required as add-on codes to the most common types of glaucoma listed here:

- 365.10 Open-angle, unspecified
- 365.11 Primary OAG
- 365.12 Low-tension glaucoma, normal tension
- 365.13 Pigmentary glaucoma
- 365.20 Primary angle closure glaucoma, unspecified
- 365.23 Chronic or Primary Angle closure glaucoma
- 365.31 Steroid induced glaucoma
- 365.52 Pseudoexfoliation glaucoma
- 365.62 Glaucoma assoc w/ inflammation
- 365.63 Glaucoma assoc w/ vascular d/o
- 365.65 Glaucoma assoc w/ trauma

ICD-10

For ICD10, not all glaucoma diagnoses require the use of Staging at the 7th digit.

These are the Codes in ICD10 that **do NOT A104:A111 a laterality digit: Code the Stage for the most severely affected eye, if required in the 7th digit.**

1. Unspecified open-angle glaucoma **H40.10-** (Requires Stage digit for most severely affected eye)
2. Unspecified primary angle-closure glaucoma **H40.20-** (Requires Stage digit for most severely affected eye)
3. Other specified glaucoma **H40.89** (Stage is not used)
4. Unspecified glaucoma **H40.9** (Stage is not used)