




AMERICAN ACADEMY  
OF OPHTHALMOLOGY®

Protecting Sight. Empowering Lives.®

# What Constitutes E/M 99213 Performed Via Telehealth?

Ravi D. Goel, MD  
Senior Secretary for Ophthalmic Practice

April 2, 2020



# Disclosures

- No Financial Interests to Disclose



## Coronavirus and Eye Care

For



### Ophthalmologists

Daily updates: The link between COVID-19 and ophthalmology; how to keep yourself and your patients safe; key resources.

### For Practice Management

What you need to know to safely run your practice.

### For Eye Health Patients

What you need to know if you have an eye disease or condition or need an eye exam.



AMERICAN ACADEMY  
OF OPHTHALMOLOGY®

Protecting Sight. Empowering Lives.





# Background

- The Academy has been teaching coding options for telehealth/telemedicine since 2017.
- More important now than ever expected.
- This content will help you to be as successful as possible in providing medical care to your patients.



# Virtual Two-Way Face-to-Face Examination

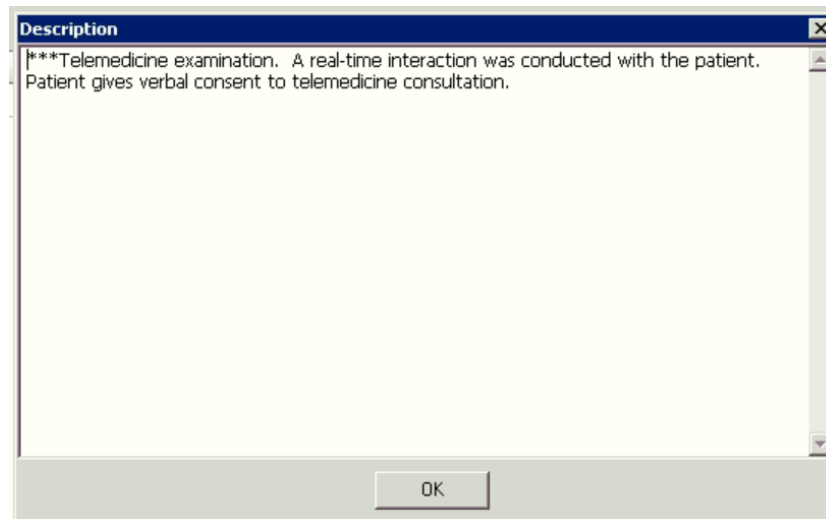


- HIPAA: HHS Office for Civil Rights (OCR) will not impose penalties on physicians using telehealth in the event of noncompliance with the regulatory requirements under the Health Insurance Portability and Accountability Act (HIPAA) if the platform used is not public-facing.
- Non-public facing remote communication products would include, for example, platforms such as Apple FaceTime, Facebook Messenger, Google Hangouts, Whatsapp, or Skype. Such products also would include commonly used texting applications such as Signal, Jabber, Facebook Messenger, Google Hangouts, Whatsapp, or iMessages. EHR Portal is still allowed.



# Liability/Legal

- Best practice is to obtain & document patient consent. Remind patient that communication is not the same as the face-to-face exam with appropriate legal verbiage.
  - For example, documentation might state, “Patient initiated a request for care and consented to care by phone.”



# Clinical Examples of 99213

Established patient E/M Level 3




AMERICAN ACADEMY  
OF OPHTHALMOLOGY®

Protecting Sight. Empowering Lives.



# Virtual Two-Way, Face-to-Face Examination



- **99213** Office or other outpatient visit for the evaluation and management of an established patient, which requires at least **2 of these 3 components. Medical decision making must be 1 of the 2 components**
  1. Expanded problem focus history;
  2. Expanded problem focused examination;
  3. Medical decision making of low complexity
- Please download the checklist for 99213 linked to this presentation.





# Case 1: Chalazion

- History:
  - Established patient 85-year-old female calls with complaints of
    - A swollen right upper eyelid
    - Tender to touch
    - For the past 2 days
    - Not resolving
  - ROS: Eyes
  - Past history: Glasses at age 7.
  - Reviewed medications. No ophthalmic nor OTC medications
  - Family history: Maternal grandmother: glaucoma
  - Social history: Denies smoking, social drinker

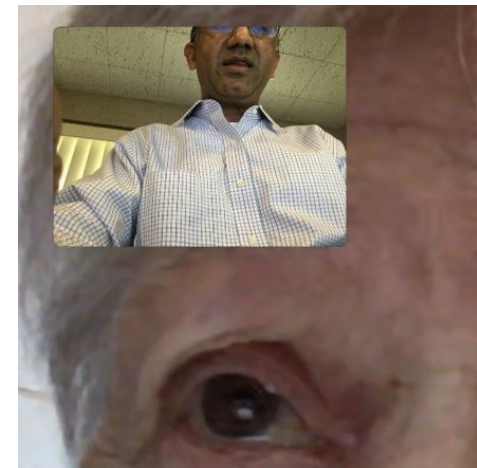
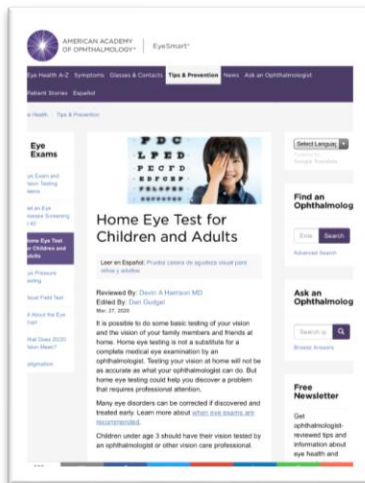




# Case 1: Chalazion

- Exam:
  - Visual acuity via downloadable acuity chart from aao.org
  - Ocular adnexa

*Note:* Using only medical decision making and history, not exam elements to meet 99213 criteria





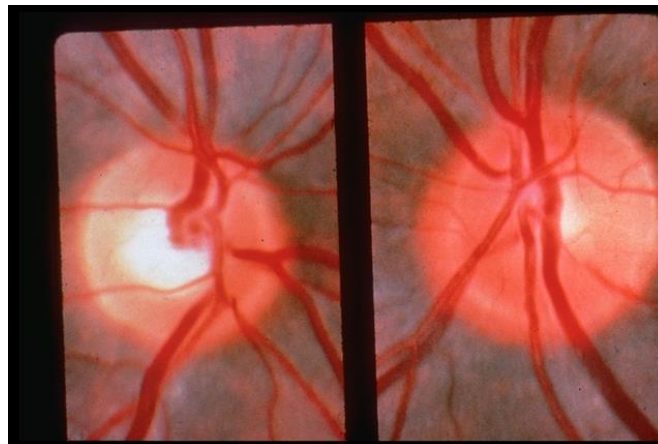
# Case 1: Chalazion

- Medical Decision Making
  - Impression/Plan
    - Chalazion RUL
      - Instructed to use warm compresses 2-3 times a day
      - Ocular massage
      - Erythromycin ophthalmic ointment BID
      - Call in 1 week if problem not resolved



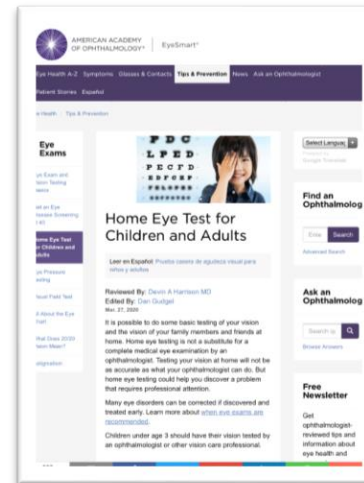
# Case 2: Glaucoma Follow-Up

- History:
  - Patient who has been compliant with glaucoma meds x 4 years and maintains healthy pressures, request evaluation and refill of glaucoma medications.
  - ROS: Eyes
  - Past history: Medication documented



# Case 2: Glaucoma Follow-Up

- Examination:
  - Visual acuity from downloadable visual acuity chart at aao.org
  - Ocular adnexa
  - Sensorimotor exam
  - Confrontation visual fields
  - Cornea
  - Conjunctiva





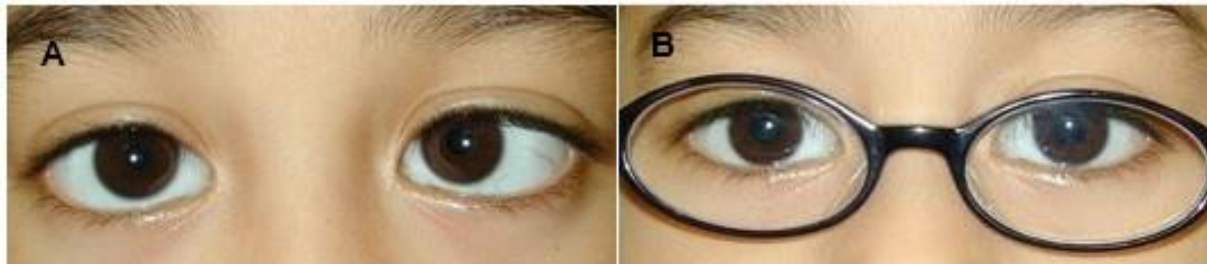
# Case 2: Glaucoma Follow-Up

- Medical Decision Making:
  - Impression/Plan
    - POAG OU
    - Refill Rx
    - Return to office when able to be examined in person within next 4 months



# Case 3: Esotropia


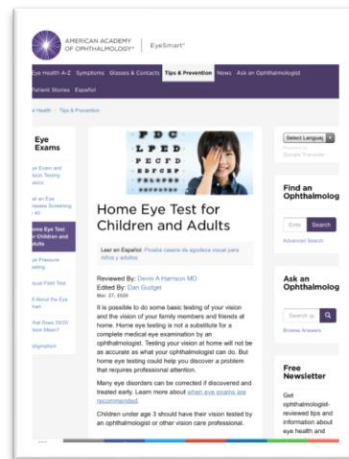
- History:
  - 3-year-old female presents for follow-up accommodative esotropia.
  - Wears glasses 100% of the time.
  - No crossing or other changes.



# Case 3: Esotropia

- Examination:
  - Visual acuity via downloadable visual acuity chart at aao.org
  - Extraocular motility

*Note:* Using only medical decision making and history, not exam elements to meet 99213 criteria




# Case 3: Esotropia

- Medical Decision Making:
  - Impression/Plan
    - 12 diopters of esotropia in all gazes (appears stable)
    - Accommodative esotropia looks good with glasses
    - Follow-up in 6 months







AMERICAN ACADEMY  
OF OPHTHALMOLOGY®

Protecting Sight. Empowering Lives.

