


AMERICAN ACADEMY
OF OPHTHALMOLOGY®



Protecting Sight. Empowering Lives.®

Financial Contributions & Statements

American Academy of Ophthalmology Foundation
Fiscal Year April 1, 2021 – March 31, 2022



Foundation Contributions FYE 2022



AMERICAN ACADEMY
OF OPHTHALMOLOGY®

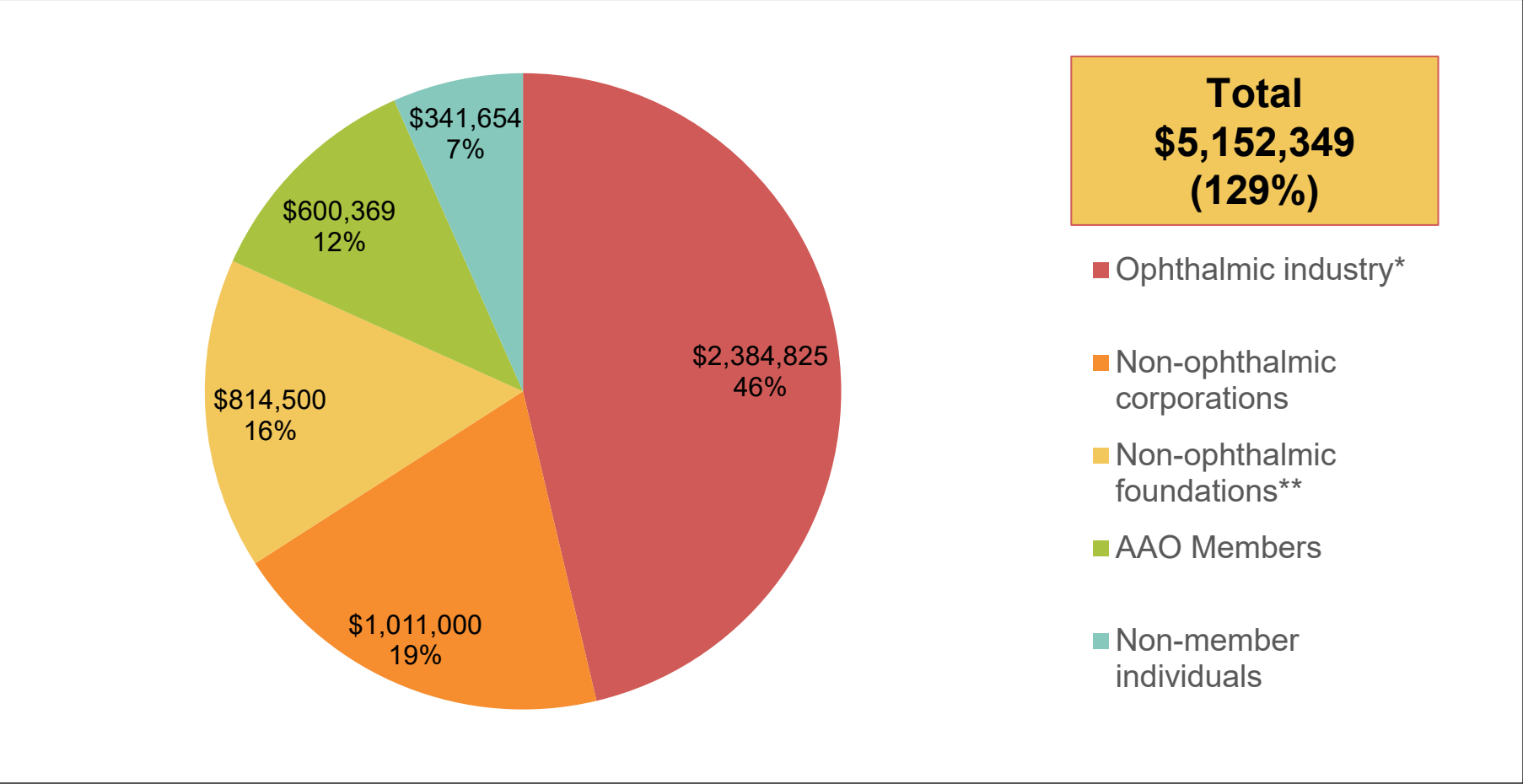
Protecting Sight. Empowering Lives.®

Foundation Contributions – FYE 2022 (April 1, 2021 – March 31, 2022)

GOAL: \$4,000,000



By Source:



NOTE: Includes Permanently Restricted contributions; Excludes Orbital Gala Auction Contributions-in-Kind and Building and Corporate Services

* Includes Ophthalmic Corporations and their Foundations
** Includes specialty societies

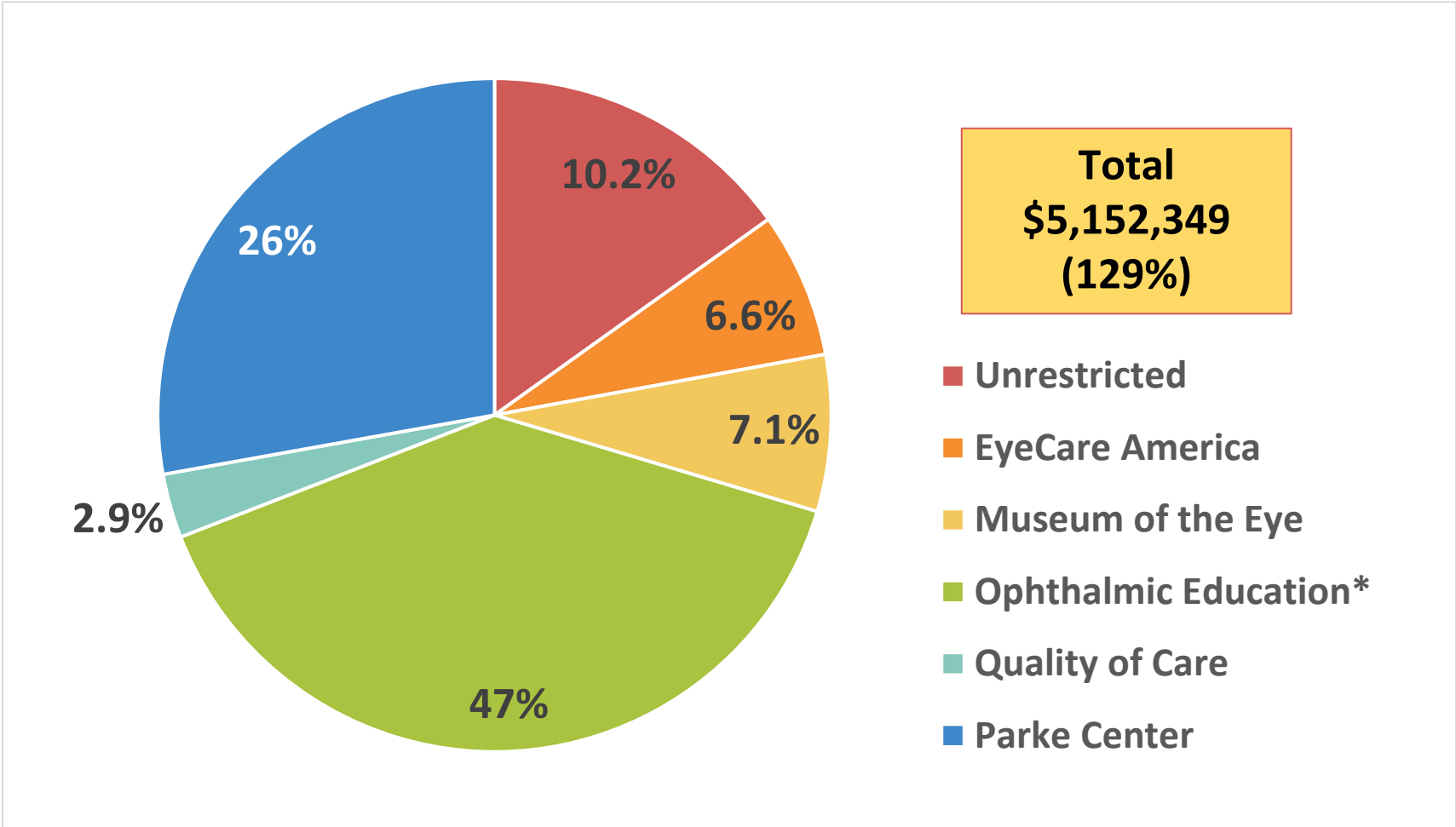




Foundation Contributions – FYE 2022 (April 1, 2021 – March 31, 2022)

GOAL: \$4,000,000

By Designation:





NOTE: Includes Permanently Restricted contributions; Excludes Orbital Gala Auction Contributions-in-Kind and Building and Corporate Services

- Includes Global Outreach, Ethics Program, Educational Lectures, Minority Ophthalmology Mentoring Program and Copeland Fund



Financial Statements FYE 2022




AMERICAN ACADEMY
OF OPHTHALMOLOGY®

Protecting Sight. Empowering Lives.®

Foundation of the American Academy of Ophthalmology, Inc.
Statement of Financial Position
As of March 31, 2022
(with Comparative information for the year ended March 31, 2021)




	<u>3/31/2022</u>	<u>3/31/2021</u>
ASSETS		
CASH AND CASH EQUIVALENTS	11,814,786	5,939,401
RECEIVABLES		
Pledges, net of allowance	3,121,011	4,777,494
Other, net of allowance	194,104	346,035
INVENTORY	0	0
PREPAID EXPENSE AND OTHER ASSETS	118,708	93,350
INVESTMENTS	142,730,897	135,302,610
PROPERTY AND EQUIPMENT, net	10,478,273	11,286,033
BENEFICIAL INTEREST IN PERPETUAL TRUST	1,000,000	1,000,000
TOTAL ASSETS	<u>169,457,779</u>	<u>158,744,923</u>
LIABILITIES AND NET ASSETS		
LIABILITIES:		
Accounts payable and accrued liabilities	35,111,575	28,431,607
Other deferred revenue	0	0
Loan Payable	0	260,704
Total Liabilities	<u>35,111,575</u>	<u>28,692,311</u>
NET ASSETS:		
Unrestricted	99,486,444	97,200,243
Board designated	201,066	189,953
Total unrestricted	<u>99,687,510</u>	<u>97,390,196</u>
Temporarily restricted	23,720,918	21,738,190
Permanently restricted	10,927,776	10,924,226
Total net assets	<u>134,336,204</u>	<u>130,052,612</u>
TOTAL LIABILITIES AND NET ASSETS	<u>169,447,779</u>	<u>158,744,923</u>




Foundation of the American Academy of Ophthalmology, Inc.
Statement of Activity and Changes in Net Assets
As of March 31, 2022
(with comparative information for the year ended March 31, 2021)



	Unrestricted	Temporarily Restricted	Permanently Restricted	FYE2022 * Actual	FYE2021 * Actual
REVENUE:					
Contributions, grants, and sponsorships, other					
Public Service	0	339,633	0	339,633	332,416
Museum of Vision	0	486,063	0	486,063	1,056,164
Parke Center	0	1,314,472	0	1,314,472	0
Ophthalmic Education	0	793,055	3,550	796,605	689,483
Fundraising	53,010	35,164	0	88,174	49,199
Building	2,655,085	0	0	2,655,085	2,178,241
Administration & Other	733,141	1,948	0	735,089	540,512
Revenue for new AAO sponsorships	0	1,709,500	0	1,709,500	1,042,500
Total Revenue	3,441,236	4,679,835	3,550	8,124,621	5,888,515
Net Assets Released from Restrictions	4,142,586	(4,142,583)		0.00	0.00
EXPENSES:					
Public Service	579,113			579,113	598,361
Museum of Vision	558,590			558,590	464,578
Ophthalmic Education	3,869,696			3,869,696	3,551,544
Fundraising	705,185			705,185	906,465
Building	2,358,268			2,358,268	2,254,083
Sponsorship Expenses	2,165,664			2,165,664	1,337,500
Administration & Other	155,591			155,591	254,961
Corporate Services	917,208			917,208	416,806
Total Expenses	11,309,315			11,309,315	9,784,298
Increase (Decrease) in Net Assets Before Investments & Transfer	(3,725,493)	537,252	3,550	(3,184,694)	(3,895,783)
Interest, Dividends, Realized and Unrealized Gains					
Net of Management Fees	6,032,806	1,445,480	0	7,478,286	38,199,620
INCREASE (DECREASE) IN NET ASSETS	2,307,313	1,982,732	3,550	4,293,592	34,303,837
NET ASSETS, BEGINNING OF PERIOD	97,390,196	21,738,190	10,924,226	130,052,612	95,748,775
NET ASSETS, END OF PERIOD	99,697,509	23,720,922	10,927,776	134,346,204	130,052,612





AMERICAN ACADEMY
OF OPHTHALMOLOGY®

Protecting Sight. Empowering Lives.